

# ELECTRIC PALLET TRUCK



AC POWERED ELECTRIC WALKIE  
4,000LB

AC

## FEATURES

### Capacity

- 4,000lbs

### Weight

- 550lbs

### Travel Speed

- 3.2 mph loaded
- 3.5 mph no load

### Battery - Charger

- Maintenance free 2 x 12V tray 24/140
- On-board charger - 110V plug-in

### Tire/Wheels

- Polyurethane drive wheel
- Spring loaded balance wheels provide stability and consistent traction on uneven floors and minimizes product damage caused by tipping
- Dual load wheels
- Nylon entry rollers for ease of skid entry

### AC Drive Motor

- Quiet performance
- 3 phase technology offers efficient use of power and steady acceleration and travel speeds while contributing to smoother operation
- Regenerative braking contributes to longer battery life
- Brushless motor minimizes maintenance
- Less heat production

### Controls

- 10-70 degree tiller operation
- German designed ergonomic tiller offers left and right hand operation
- Thumb operated speed control, forward, reverse, lift, lower and horn
- Simple and precise positioning
- Brake controlled by directional switch
- Rabbit/Turtle switch
- Tight turning radius

## PT40MXA

### *Light to Medium Duty Applications*

The NEW Stärke PT40MXA compact electric pallet truck delivers the perfect fit for tight working environments. Being more compact than a regular powered pallet truck, the operator experiences easier maneuverability when working in loaded trailers.

The maintenance-free batteries and on-board charger ensure continuous performance throughout the day.




### Options

- Fork lengths and widths

### Application:

*Ideal solution for lift gate and local delivery applications as well as small to medium sized warehouses.*



Rev 02/2016

Meets or exceeds ASME B56.1 and CSA B335 Standards

[www.starkecanada.com](http://www.starkecanada.com) 1-877-435-4352 • [sales@starkeforklift.com](mailto:sales@starkeforklift.com) [www.starkeusa.com](http://www.starkeusa.com)



# ELECTRIC PALLET TRUCK



AC POWERED ELECTRIC WALKIE  
4,000LB

AC

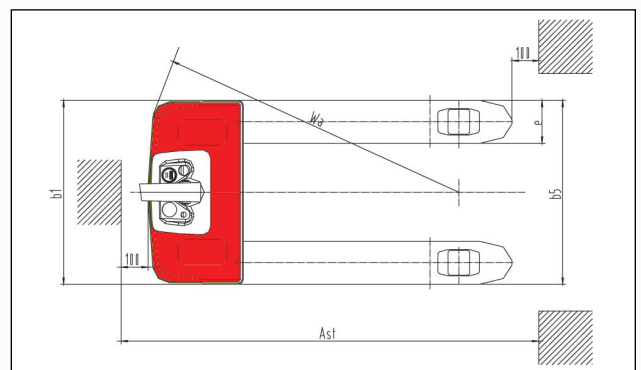
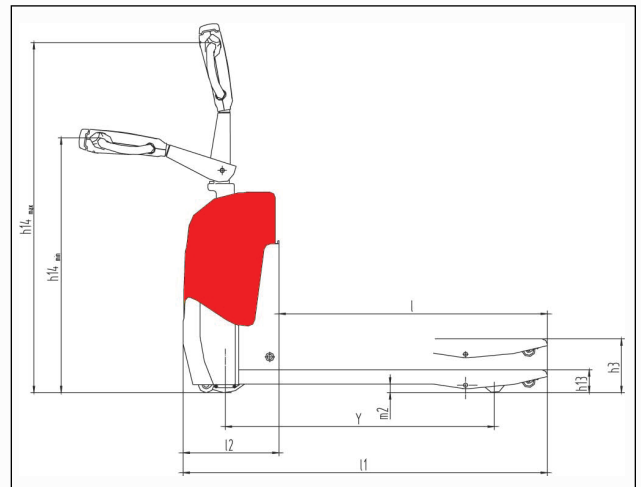
## PT40MXA Electric Pallet Truck

Characteristics	Load capacity	LBS	4000
	Drive / Operation type	TYPE	Electric - Walkie
	Load centre distance	IN	24
	Wheel number, front/rear (x = driving wheel)	#	1X+2/4
	Tread, front	IN	19.3
	Tread, rear	IN	20.7
	Wheels	Type	polyurethane
	Wheel dimension, front	IN	φ7.7
	Wheel dimension, rear	IN	φ3.3 x 3.0
	Wheelbase	IN	45.4 / 48.1
Dimensions	Max. lift height	IN	7.5 / 7.1
	Fork height, lowered	IN	3.0
	Ground Clearance	IN	1.3 / 0.9
	Overall length	IN	63.0
	Overall width	IN	27.0
	Fork dimension	IN	2.1 x 6.3 x 45.3
	Fork length	IN	45.3*
	Fork width	IN	27*
	Aisle width, with pallet 39"x47" crosswise	IN	70.8
	Aisle width, with pallet 32"x47" lengthwise	IN	70.8
	Turning radius	IN	55.5
	Battery box dimension (LxWxH)	IN	10.6 x 7.0 x 8.9
	Battery weight	LBS	108
Service weight (with battery)	LBS	550	
Performance	Traveling speed, laden/ unladen	MPH	3.2 / 3.5
	Lifting speed, laden/ unladen	IN/S	1.4 / 1.8
	Lowering speed, laden/ unladen	IN/S	3.1 / 1.5
	Max. gradeability, laden/unladen	%	5 / 15
Driving System	Battery type		2 x 12v Maint. Free
	Battery voltage/rated capacity	v/Ah	24 / 140
	Charger, 110v plug-in	Type	On Board
	Driving motor power	HP	1.2 (AC)
	Lifting motor power	HP	1.1 (DC)
	Control system	Type	Starke
	Service brake	Type	electromagnetic

## PT40MXA

### Starke Continuous Stability System

Starke Continuous Stability reduces incidence of tipping while turning corners, or travelling on uneven surfaces. A fixed drive wheel supported by two spring loaded castors are in constant contact with the ground, supporting the stability of the lift truck. The Starke Continuous Stability feature offers better control over competitor fixed stop supports, which sit off the ground and wear quickly over time.



Standard Handle



Multi-function Display



Frei tiller head (option)

Rev 02/2016

Meets or exceeds ASME B56.1 and CSA B335 Standards

www.starkecanada.com 1-877-435-4352 • sales@starkeforklift.com www.starkeusa.com

